



## Technical Data Sheet (TDS)

**Product Name:** XT 60% Silver on Vulcan XC-72R Grade Q

**Fuel Cell Store SKU Numbers:** 11080062, 11080063, 11080064

**Form:** Fine powder

**Application:** Catalyst for electrochemical applications and other R&D use cases

### 1. General Information

---

Parameter	Specification
Appearance	Fine, porous black powder
Composition (wt%)	~ 60 wt% Ag, ~40 wt% Carbon support
Support	Vulcan XC-72R carbon black
Molecular Formula	Not applicable (heterogeneous composite)
Metal Purity	≥ 99.9 % (Ag metal basis)
Storage	Store in a tightly sealed, antistatic container under dry conditions at room temperature.

### 2. Physical Properties

---

Property	Value
Particle Morphology	Nanocrystalline Ag clusters uniformly dispersed on high-surface-area carbon
Average Particle Size	40.6 $\mu\text{m}$ ( $D_{50}$ , Laser Diffraction)
Particle Size Range	$\mu\text{m}$ ( $D_{10}$ – $D_{90}$ )
BET Surface Area	In the range of 45 - 75 $\text{m}^2/\text{g}$
Bulk Density(loose Powder)	~0.28 - 0.42 $\text{g}/\text{cm}^3$
Color	Black

---

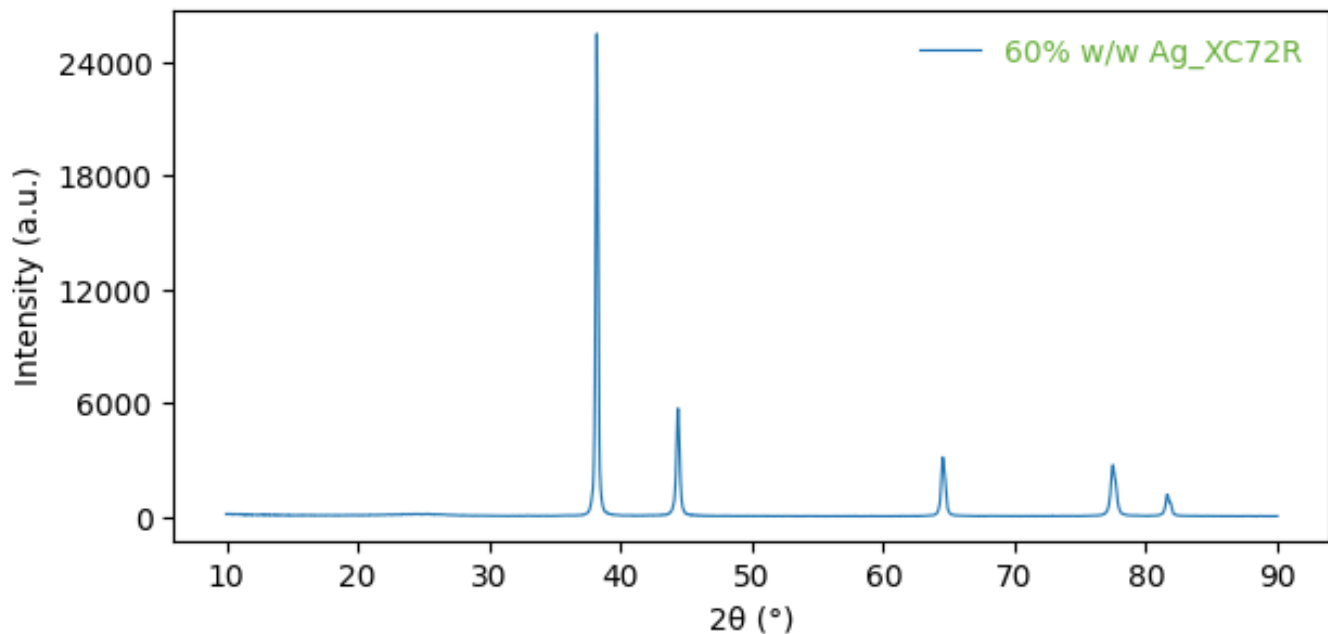
### 3. Structural Characterization (X-ray Diffraction)

---

#### Phase Identified:

- **Structure** : Face-centered cubic (fcc) Silver (0)
  - **Database Reference:** COD Card No. (9011607); JCPDS No. (04-0783)
  - **Space Group** : *Fm-3m*
  - **Secondary Phases** : None detected
- 

- **Instrument:** Rigaku MiniFlex 300/600
- **Cu-K $\alpha$  radiation** ( $\lambda = 1.5406 \text{ \AA}$  | **scan rate:** 0.5°/min | **step size:** 0.02°(2 $\theta$ ),
- **2 $\theta$  range:** 10–90° | **optics:** Monochromator





CATALYST

### Selected Diffraction Peaks:

---

hkl Plane	2θ (°)	d-spacing (Å)	FWHM (°)	Crystallite Size (nm)	Relative Intensity (%)
(111)	38.19	2.354	0.18	51.1	100.0
(200)	44.36	2.041	0.23	37.9	31.41
(220)	65.52	1.443	0.25	39.1	19.85

### Lattice Parameters:

---

Parameter	Value (Å/°)
a = b = c	4.0806 Å
α, β, γ	90°

### Bond Distances:

---

- Ag-Ag nearest-neighbor distance: 2.8854 Å
- Consistent with FCC 12-fold cubic coordination.



CATALYST

## 4. Surface Area Analysis (BET)

---

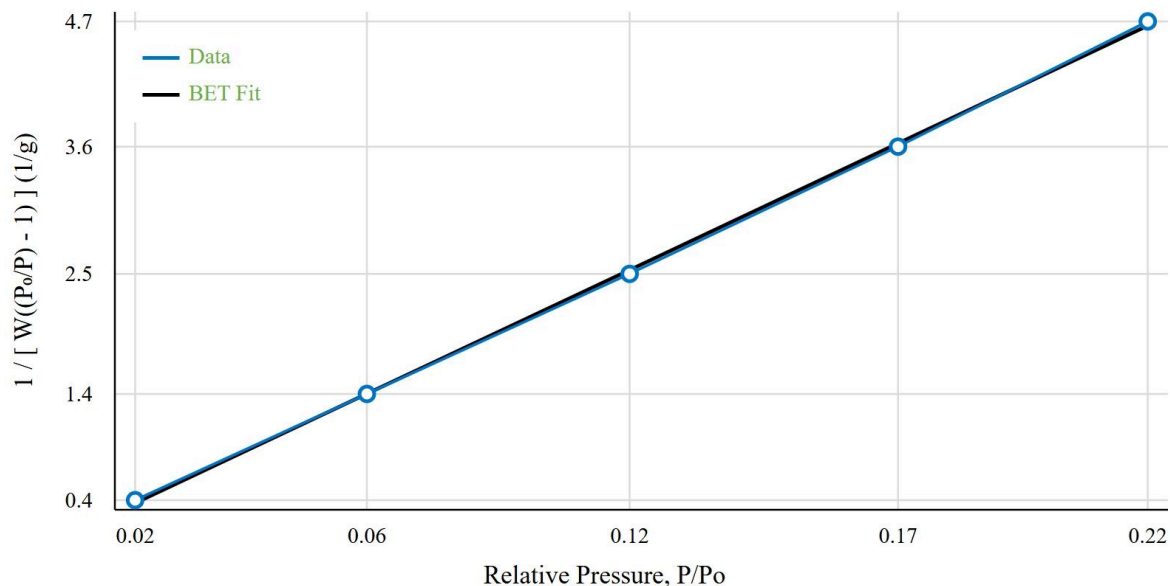
Instrument: Anton Paar QuantaChrome NOVA

Adsorption gas: N<sub>2</sub>, Bath temperature: 77.3 K

- Degassing Conditions: 4 hrs, 100°C  
Sample Weight: 0.3017 g  
Sample Volume: 0.07736 cc  
Equilibration Time: 60 sec (adsorption/desorption)  
Relative Pressure Range (P/P<sub>0</sub>): ~0.02 – 0.22  
Analysis Time: 67.9 minutes



Multi-Point BET Plot



### BET Results Summary:

---

**BET surface area** for this particular production batch: **60.013 m<sup>2</sup>/g**,

**C constant:** 403.908,

**slope:** 57.885 (1/g),

**intercept:** 0.143 (1/g),

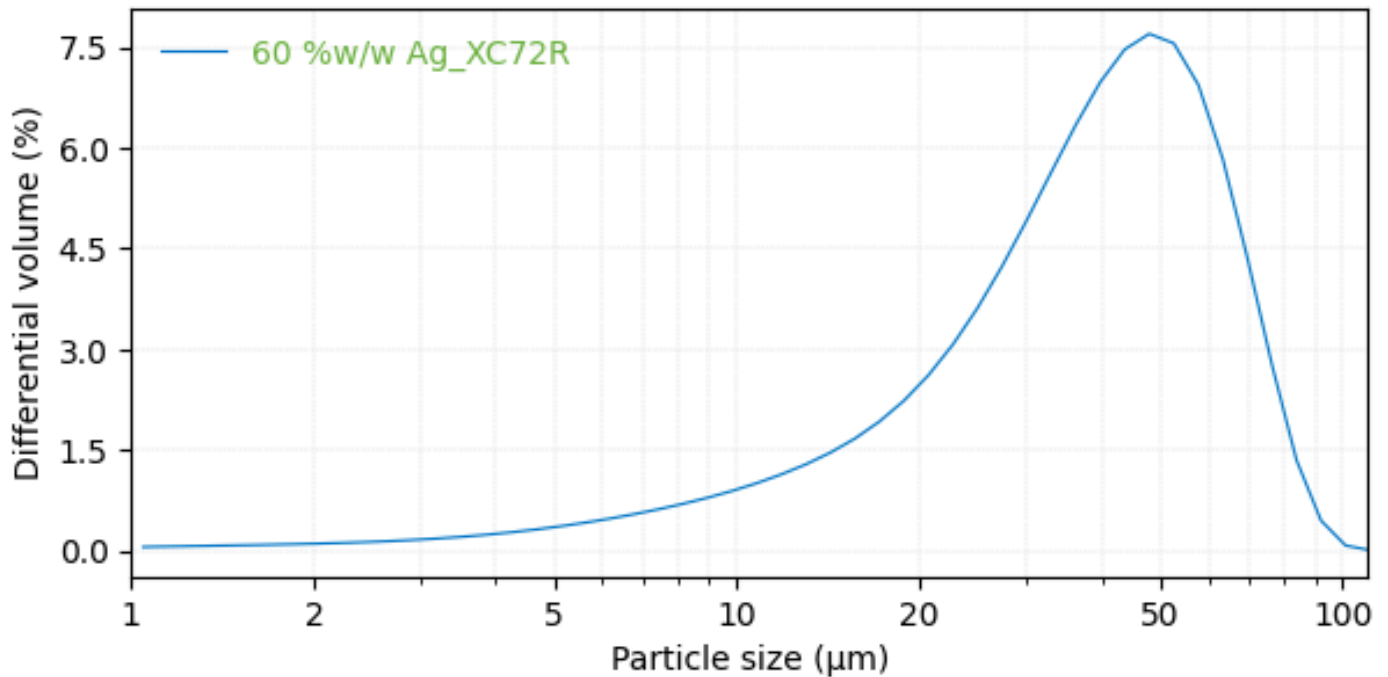
**correlation coefficient (r<sup>2</sup>):** 0.9999

---

## 5. Particle Size Distribution (Laser Diffraction):

---

**Instrument:** Beckman Coulter LS 13 320 | **Fluid:** Water  
**Measurement Type:** Average of 3 runs



---

### Percentile Values:

- **D<sub>10</sub>: 13.46 µm**
  - **D<sub>25</sub>: 25.78 µm**
  - **D<sub>50</sub>: (Median): 40.60 µm**
  - **D<sub>75</sub>: 55.57 µm**
  - **D<sub>90</sub>: 68.55 µm**
-



CATALYST



## 6. Handling and Safety

---

- **PPE:** nitrile gloves, P-100/N95 dust mask, safety goggles.
- **Exposure:** avoid inhalation or skin/eye contact.
- **Ventilation:** Work in a fume hood or well-ventilated area to limit airborne dust.
- **Combustion risk:** carbon support is combustible; silver nanoparticles can catalyse oxidation. Keep away from strong oxidisers, sparks, and open flames.
- **Disposal:** follow local regulations; recycle the silver content whenever feasible.